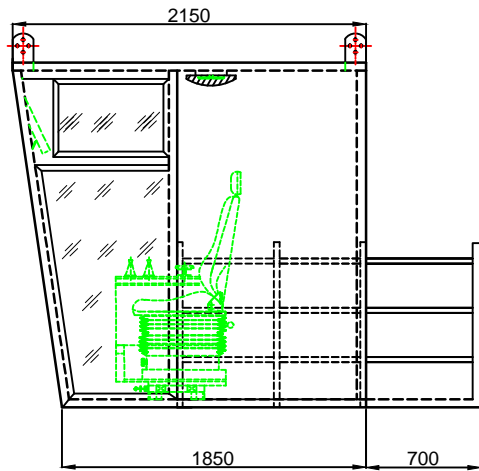
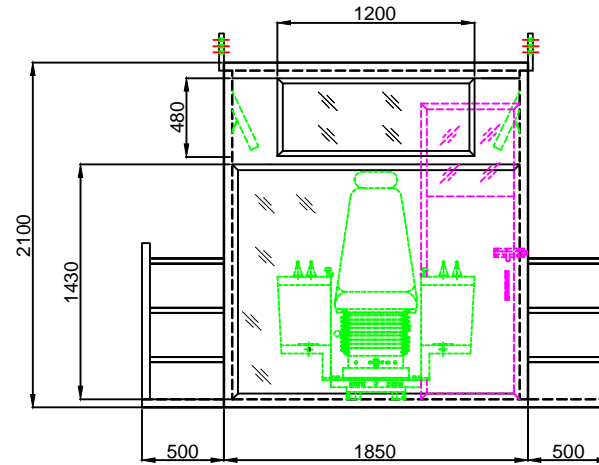


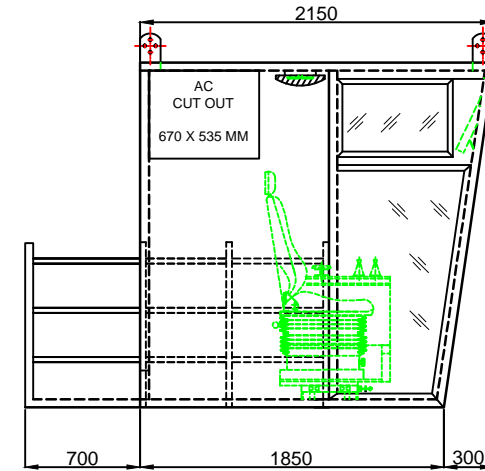
All dimensions are in m.m.



LEFT SIDE VIEW



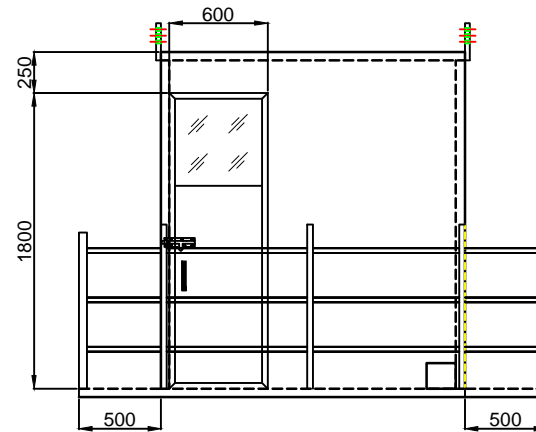
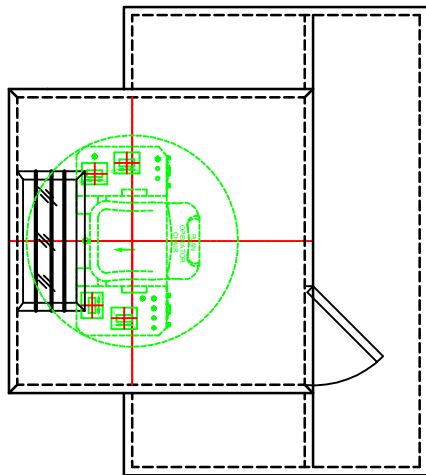
FRONT VIEW



RIGHT SIDE VIEW

NOTE : AC NOT IN OUR SCOPE OF SUPPLY

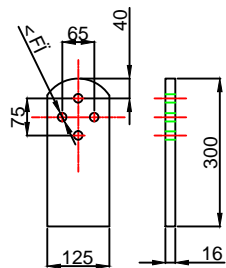
TYPICAL VIEW WITH DOOR OPENING & LOCATION OF ARM CHAIR CONTROL UNIT



BACK VIEW

NOTE :-

1. The cabin is double wall insulated.
2. Double toughened glass shall be provided.
3. The cabin is provided with fan, light, MCB's plug & socket, rubber mat.
4. Door is provided with latch type door locks.
5. Fire Extinguisher- 1 no
6. Paint :- (a). Exterior : Yellow
(b). Interior : White



LIFTING PLATE

		ELECTRONIC & POWER CONTROL CO. BHILAI-490026	
		G.A. DRAWING FOR DOUBLE WALL CRANE CABIN TYPE :- KCN0034	
Desn	NAME	SIGN	
Drn	MANESH		
Chd	R.DEWANGAN		DRG. No.:EPCC/KCNB0034/234/012/W.O.-
Apd	M.BAHADUR		TOTAL NO. OF SHEETS :- 1
Date	02-10-2012		Scale: NTS
		Sheet:	1 of 1